


Prüfbericht-Nr.: <i>Test Report No.:</i>	15108376 001	Auftrags-Nr.: <i>Order No.:</i>	244184934	Seite 1 von 20 <i>Page 1 of 20</i>	
Kunden-Referenz-Nr.: <i>Client Reference No.:</i>	N/A	Auftragsdatum: <i>Order date:</i>	11.11.2019		
Auftraggeber: <i>Client:</i>	YUYAO TIANYI SPECIAL CARBON FIBER LTD., COMPANY YAOBEI NEW INDUSTRIAL AREA, YUYAO, ZHEJIANG, CHINA				
Prüfgegenstand: <i>Test item:</i>	FIRE BLANKET				
Bezeichnung / Typ-Nr.: <i>Identification / Type No.:</i>	XU-207; XU-210 1.0 m x 1.0 m, 1.0 m x 1.2 m, 1.0 m x 1.4 m, 1.1 m x 1.1 m, 1.2 m x 1.2 m, 1.2 m x 1.6 m, 1.2 m x 1.8 m, 1.5 m x 1.5 m, 1.5 m x 1.8 m, 1.8 m x 1.8 m				
Auftrags-Inhalt: <i>Order content:</i>	AK Certification				
Prüfgrundlage: <i>Test specification:</i>	EN 1869:2019 Fire blankets				
Wareneingangsdatum: <i>Date of receipt:</i>	11.11.2019	Details see page 3.			
Prüfmuster-Nr.: <i>Test sample No.:</i>	2019.11.11-001~0030				
Prüfzeitraum: <i>Testing period:</i>	11.11.2019 - 23.01.2020				
Ort der Prüfung: <i>Place of testing:</i>	Changzhou				
Prüflaboratorium: <i>Testing laboratory:</i>	TÜV Rheinland (Shanghai) Co., Ltd.				
Prüfergebnis*: <i>Test result*:</i>	Pass				
geprüft von / tested by:		kontrolliert von / reviewed by:			
<i>2020.03.03</i> Daniel Chen / PE 		<i>2020.03.04</i> Alex Gu / Reviewer 			
Datum <i>Date</i>	Name / Stellung <i>Name / Position</i>	Unterschrift <i>Signature</i>	Datum <i>Date</i>	Name / Stellung <i>Name / Position</i>	Unterschrift <i>Signature</i>
Sonstiges / Other: . Test samples are prepared by client.					
Zustand des Prüfgegenstandes bei Anlieferung: <i>Condition of the test item at delivery:</i>			Prüfmuster vollständig und unbeschädigt <i>Test item complete and undamaged</i>		
* Legende: 1 = sehr gut 2 = gut 3 = befriedigend 4 = ausreichend 5 = mangelhaft P(ass) = entspricht o.g. Prüfgrundlage(n) F(ail) = entspricht nicht o.g. Prüfgrundlage(n) N/A = nicht anwendbar N/T = nicht getestet					
Legend: 1 = very good 2 = good 3 = satisfactory 4 = sufficient 5 = poor P(ass) = passed a.m. test specification(s) F(ail) = failed a.m. test specification(s) N/A = not applicable N/T = not tested					
Dieser Prüfbericht bezieht sich nur auf das o.g. Prüfmuster und darf ohne Genehmigung der Prüfstelle nicht auszugsweise vervielfältigt werden. Dieser Bericht berechtigt nicht zur Verwendung eines Prüfzeichens. <i>This test report only relates to the a. m. test sample. Without permission of the test center this test report is not permitted to be duplicated in extracts. This test report does not entitle to carry any test mark.</i>					

Prüfbericht-Nr.: 15108376 001
Test Report No.:

Seite 2 von 20
Page 2 of 20



Liste der verwendeten Prüfmittel
List of used test equipment

Prüfmittel <i>Test equipment</i>	Prüfmittel-Nr. / ID-Nr. <i>Equipment No. / ID-No.</i>	Nächste Kalibrierung <i>Next calibration</i>
Handy Push-Pull Gauge	I05-024	21.07.2020
Stopwatch	I05-026	26.08.2020
Electrical Balance	I05-009	14.03.2020
Electrical vernier caliper	I05-001	21.07.2020

Prüfbericht-Nr.: 15108376 001
Test Report No.:

Seite 3 von 20
Page 3 of 20

Produktbeschreibung
Product description

<p>1 Produktdetails <i>Product details</i></p>	<p>FIRE BLANKET XU-207 ; XU-210</p>
<p>2 Maße / Gewicht <i>Dimensions / Weight</i></p>	<p>Smallest size: 1.0 m x 1.0 m, weight: 0.46 kg Largest size: 1.8 m x 1.8 m, weight: 1.42 kg</p>
<p>3 Bedienelemente <i>Operating elements</i></p>	<p>N/A</p>
<p>4 Ausstattung / Zubehör <i>Equipment / Accessories</i></p>	<p>N/A</p>
<p>5 Verwendete Materialien <i>Used materials</i></p>	<p>Glass Fiber</p>
<p>6 Sonstiges <i>Other</i></p>	<p>N/A</p>
<p>XU-207(1.0m x 1.0m)</p>	<p>XU-210(1.8m x 1.8m)</p>
	
<p>Blank (Reference sample see the Photo Appendix)</p>	<p>Blank (Reference sample see the Photo Appendix)</p>

Prüfbericht-Nr.: 15108376 001 Seite 4 von 20
Test Report No.: Page 4 of 20

Absatz	EN 1869:2019	Messergebnisse - Bemerkungen	Bewertung
Clause	Anforderungen - Prüfungen / Requirements - Tests	Measuring results - Remarks	Evaluation

1	Scope	<p>This document specifies requirements for fire blankets which are not reusable and that are intended for use by one person.</p> <p>It specifies requirements for fire blankets usable to control small fires. It also limits the risk of electric shock in case of unintentional use on live electrical equipment.</p> <p>Fire blankets that are large enough are considered suitable to be used for smothering persons whose clothes are on fire.</p>		
2	Normative references	There are no normative references in this document.		
3	Terms and definitions	<p>For the purposes of this document, the following terms and definitions apply.</p> <p>ISO and IEC maintain terminological databases for use in standardization at the following addresses:</p> <ul style="list-style-type: none"> • IEC Electropedia: available at http://www.electropedia.org/ • ISO Online browsing platform: available at http://www.iso.org/obp <p>3.1 fire blanket flexible sheet of material intended to be used to extinguish small fires by smothering</p> <p>3.2 type fire blanket material combined with a given size</p> <p>3.3 model fire blanket type combined with a given container</p>		
4	Construction			
4.1	All samples shall be conditioned in accordance with Annex A, A.1 and A.5 prior to testing.	Fulfill	P	<input checked="" type="checkbox"/>
			F	<input type="checkbox"/>
			N/A	<input type="checkbox"/>
			N/T	<input type="checkbox"/>
4.2	The fire blanket shall be made of one or more sheets of material assembled together.	XU-207: Fulfill XU-210: Fulfill	P	<input checked="" type="checkbox"/>
		One sheet of material	F	<input type="checkbox"/>
			N/A	<input type="checkbox"/>
			N/T	<input type="checkbox"/>
4.3	The size of each sheet shall be the same as the size of the entire blanket.	XU-207: Fulfill XU-210: Fulfill	P	<input checked="" type="checkbox"/>
	The two sides shall be similar in performance.		F	<input type="checkbox"/>
			N/A	<input type="checkbox"/>
			N/T	<input type="checkbox"/>

Prüfbericht-Nr.: 15108376 001
Test Report No.:

Absatz	EN 1869:2019	Messergebnisse - Bemerkungen	Bewertung
Clause	Anforderungen - Prüfungen / Requirements - Tests	Measuring results - Remarks	Evaluation
4.4	<p>There shall be no seams in the fire blanket except as follows:</p> <p>a) where the hand-holding devices are fixed; b) at any edge; c) applying layers together.</p>	<p>XU-207: Fulfill XU-210: Fulfill</p> <p>Seams: Only on the edge and hand-holding</p>	<p>P <input checked="" type="checkbox"/> F <input type="checkbox"/> N/A <input type="checkbox"/> N/T <input type="checkbox"/></p>
4.5	<p>Hand holding devices shall:</p> <p>a) not comprise loops; b) be self-extinguishing after being subjected for 5 s to a gas flame located below at 2 cm from the material surface. The flame generated by a pocket lighter is suitable for the purpose; c) not become detached from the fire blanket during any of the testing specified in this document.</p>	<p>XU-207: Fulfill XU-210: Fulfill</p>	<p>P <input checked="" type="checkbox"/> F <input type="checkbox"/> N/A <input type="checkbox"/> N/T <input type="checkbox"/></p>
4.6	<p>Fire blankets shall be rectangular or square and no edge shall be less than 1,0 m and no more than 1,8 m.</p> <p>Only fire blankets of minimum size 1,2 m × 1,8 m are considered suitable for smothering persons whose clothes are on fire.</p>	<p>XU-207: Fulfill XU-210: Fulfill</p> <p>Smallest size: 1.0 m x 1.0 m Largest Size: 1.8 m x 1.8 m</p> <p>Details see the Table 1.</p>	<p>P <input checked="" type="checkbox"/> F <input type="checkbox"/> N/A <input type="checkbox"/> N/T <input type="checkbox"/></p>
4.7	<p>The total mass of any fire blanket (without its container) shall not exceed 4,5 kg.</p>	<p>XU-207: Fulfill XU-210: Fulfill</p> <p>Details see the Table 1.</p>	<p>P <input checked="" type="checkbox"/> F <input type="checkbox"/> N/A <input type="checkbox"/> N/T <input type="checkbox"/></p>
4.8	<p>A fire blanket shall be packed in a protective container.</p> <p>NOTE Container can be flexible or rigid material.</p> <p>The container shall be designed, such that it does not damage the fire blanket at any time (during installation, inspection or use).</p>	<p>XU-207: Fulfill XU-210: Fulfill</p>	<p>P <input checked="" type="checkbox"/> F <input type="checkbox"/> N/A <input type="checkbox"/> N/T <input type="checkbox"/></p>
4.9	<p>The container shall be fitted with a visible means of indicating whether the blanket is inside.</p> <p>NOTE This requirement is fulfilled where hand holding device(s) is (are) visible outside of the container.</p>	<p>XU-207: Fulfill XU-210: Fulfill</p>	<p>P <input checked="" type="checkbox"/> F <input type="checkbox"/> N/A <input type="checkbox"/> N/T <input type="checkbox"/></p>
4.10	<p>The edges of the fire blankets shall not fray or tear.</p>	<p>XU-207: Fulfill XU-210: Fulfill</p>	<p>P <input checked="" type="checkbox"/> F <input type="checkbox"/> N/A <input type="checkbox"/> N/T <input type="checkbox"/></p>
4.11	<p>Protection against microorganism or insect should be taken into consideration, either through material treatment or via suitable container design.</p>	<p>XU-207: Fulfill XU-210: Fulfill</p>	<p>P <input checked="" type="checkbox"/> F <input type="checkbox"/> N/A <input type="checkbox"/> N/T <input type="checkbox"/></p>

Prüfbericht-Nr.: 15108376 001 Seite 6 von 20
Test Report No.: Page 6 of 20

Absatz	EN 1869:2019	Messergebnisse - Bemerkungen	Bewertung
Clause	Anforderungen - Prüfungen / Requirements - Tests	Measuring results - Remarks	Evaluation

5	General performance		
5.1	Except for 5.3, all samples shall be conditioned in accordance with Annex A, A.1, A.2 and A.5 prior to testing.	Fulfill	P <input checked="" type="checkbox"/> F <input type="checkbox"/> N/A <input type="checkbox"/> N/T <input type="checkbox"/>
5.2	Fire blankets shall be capable of being rolled completely around a (50 ± 2) mm diameter bar, and along any axes parallel to adjacent sides, without permanent deformation.	XU-207: Fulfill XU-210: Fulfill	P <input checked="" type="checkbox"/> F <input type="checkbox"/> N/A <input type="checkbox"/> N/T <input type="checkbox"/>
5.3	For this test, 3 samples shall be in their original supply conditions and accordingly shall be preconditioned in accordance with Annex A, A.1 and A.5 prior to testing. The force required to remove the fire blanket from the container fitted with its indicative device shall not exceed 80 N. When stowed or packed in the container in accordance with the manufacturer's instructions, it shall be possible for a fire blanket to be taken from the stowed position, unfolded and held ready for use in not more than 4 s.	XU-207: Fulfill XU-210: Fulfill Details see the Table 1.	P <input checked="" type="checkbox"/> F <input type="checkbox"/> N/A <input type="checkbox"/> N/T <input type="checkbox"/>
5.4	When tested in accordance with Annex B, the electrical resistance of the blanket material shall be not less than 1 MΩ at any point.	Fulfill XU-207: > 1 MΩ XU-210: > 1 MΩ	P <input checked="" type="checkbox"/> F <input type="checkbox"/> N/A <input type="checkbox"/> N/T <input type="checkbox"/>
5.5	The edges of the fire blankets shall not fray or tear during any of the tests specified in Annexes A to D.	XU-207: Fulfill XU-210: Fulfill	P <input checked="" type="checkbox"/> F <input type="checkbox"/> N/A <input type="checkbox"/> N/T <input type="checkbox"/>
6	Fire performance		
6.1	All samples shall be conditioned in accordance with Annex A, A.1 to A.4 prior to testing.	Fulfill	P <input checked="" type="checkbox"/> F <input type="checkbox"/> N/A <input type="checkbox"/> N/T <input type="checkbox"/>
6.2	Each type of fire blanket shall be capable of extinguishing the cooking oil fire and the heptane fire as described in Annex C and Annex D.	Smallest size 1.0 m x 1.0 m: Fulfill Details see table 2.1. Largest size 1.8 m x 1.8 m: Fulfill Details see table 2.2.	P <input checked="" type="checkbox"/> F <input type="checkbox"/> N/A <input type="checkbox"/> N/T <input type="checkbox"/>

Prüfbericht-Nr.: 15108376 001 <i>Test Report No.:</i>		Seite 7 von 20 Page 7 of 20	
Absatz	EN 1869:2019	Messergebnisse - Bemerkungen	Bewertung
Clause	Anforderungen - Prüfungen / Requirements - Tests	Measuring results - Remarks	Evaluation
6.3	The fire blanket shall remain whole and not ignite during the tests.	Smallest size 1.0 m x 1.0 m: Fulfill Details see table 2.1. Largest size 1.8 m x 1.8 m: Fulfill Details see table 2.2.	P <input checked="" type="checkbox"/> F <input type="checkbox"/> N/A <input type="checkbox"/> N/T <input type="checkbox"/>
6.4	Testing for each fire blanket material shall be done with the smallest and the largest available size. To cover a range of sizes, fire tests shall be successful on the smallest and on the largest size. NOTE Different containers do not require different fire tests.	Smallest size 1.0 m x 1.0 m Largest size 1.8 m x 1.8 m Range of size: 1.0 m x 1.0 m ~ 1.8 m x 1.8 m	P <input checked="" type="checkbox"/> F <input type="checkbox"/> N/A <input type="checkbox"/> N/T <input type="checkbox"/>
6.5	Video recording of the fire tests shall be carried out to establish compliance with those requirements.	Fulfill	P <input checked="" type="checkbox"/> F <input type="checkbox"/> N/A <input type="checkbox"/> N/T <input type="checkbox"/>
7	Marking		
7.1	All information and markings should be consistent and in plain language.	XU-207: Fulfill XU-210: Fulfill	P <input checked="" type="checkbox"/> F <input type="checkbox"/> N/A <input type="checkbox"/> N/T <input type="checkbox"/>
7.2	Each blanket shall be indelibly marked with the manufacturers or supplier's name and address, the number EN 1869 and CEN year of the CEN edition of this document and the model or type number.	XU-207: Fulfill XU-210: Fulfill	P <input checked="" type="checkbox"/> F <input type="checkbox"/> N/A <input type="checkbox"/> N/T <input type="checkbox"/>

Prüfbericht-Nr.: 15108376 001
Test Report No.:

Seite 8 von 20
Page 8 of 20

Absatz Clause	EN 1869:2019 Anforderungen - Prüfungen / Requirements - Tests	Messergebnisse - Bemerkungen Measuring results - Remarks	Bewertung Evaluation
7.3	<p>The container shall be marked with the following in white lettering on a red background.</p> <p>The location and layout of the markings and their font style and contrast should be such that they are legible and understood by users when the container is fixed in position.</p> <p>Text shall be in at least one of the national languages of the country where the blanket is intended to be used.</p> <p>The following markings shall be visible when the container is fixed in position:</p> <p>a) the words FIRE BLANKET in upper case letters not less than 20 mm high; b) the number and year of the CEN edition of this document; c) model or type number; d) blanket size in metres by metres; e) incorporate pictograms and instructions for: 1) removal of fire blanket from container; 2) application on fires of flammable material: — “switch off heat”; — “cover burning material completely”; — “leave covered until cool”; 3) application of fire blankets suitable for smothering persons whose clothes are on fire (see 4.6): — Cover the victim with the blanket and smother the fire“ f) the instruction DISCARD AFTER USE, in upper case letters.</p> <p>NOTE National regulation on disposal can apply.</p>	<p>XU-207: Fulfill XU-210: Fulfill</p>	<p>P <input checked="" type="checkbox"/> F <input type="checkbox"/> N/A <input type="checkbox"/> N/T <input type="checkbox"/></p>
7.4	<p>Either the reverse of the container or a leaflet shall be marked with the following:</p> <p>a) instructions prescribing periodical inspection in accordance with the manufacturer recommendations; an annual inspection is recommended; b) folding instructions.</p>	<p>XU-207: Fulfill XU-210: Fulfill</p>	<p>P <input checked="" type="checkbox"/> F <input type="checkbox"/> N/A <input type="checkbox"/> N/T <input type="checkbox"/></p>
7.5	<p>For its traceability, each fire blanket or container shall bear a batch number indication.</p>	<p>XU-207: Fulfill XU-210: Fulfill</p>	<p>P <input checked="" type="checkbox"/> F <input type="checkbox"/> N/A <input type="checkbox"/> N/T <input type="checkbox"/></p>

Prüfbericht-Nr.: 15108376 001 Seite 9 von 20
Test Report No.: Page 9 of 20

Absatz	EN 1869:2019	Messergebnisse - Bemerkungen	Bewertung
Clause	Anforderungen - Prüfungen / Requirements - Tests	Measuring results - Remarks	Evaluation

8	Minimum test report content for each tested fire blanket		
8.1	<p>Features to be recorded:</p> <ul style="list-style-type: none"> — exact number of sheet(s); — location of seams where applicable; — number and type of hand holding devices; — location of marking for maintenance and folding (on container or leaflet); — total mass (without container); — size. 	Fulfill	P <input checked="" type="checkbox"/> F <input type="checkbox"/> N/A <input type="checkbox"/> N/T <input type="checkbox"/>
8.2	Ambient temperature.	Fulfill	P <input checked="" type="checkbox"/> F <input type="checkbox"/> N/A <input type="checkbox"/> N/T <input type="checkbox"/>
8.3	Auto ignition temperature of the oil and heating time for auto ignition.	Fulfill	P <input checked="" type="checkbox"/> F <input type="checkbox"/> N/A <input type="checkbox"/> N/T <input type="checkbox"/>
Annex A	<p>Test conditions</p> <p>A single set of seven samples may be used to cover all tests and measurement, with four of them dedicated for fire testing.</p> <p>A.1 Except where otherwise specified, tests shall be carried out at a temperature of $(20 \pm 10) ^\circ\text{C}$.</p> <p>A.2 All tests shall be carried out using a single thickness of the fire blanket. Each fire blanket shall be tested separately.</p> <p>A.3 Identify and mark the two sides as "a" or "b" for each blanket tested on fire.</p> <p>When tested for fire performance, each side shall be tested on each fire performance test.</p> <p>One new blanket shall be used for each fire test.</p> <p>A.4 The fire blankets shall be removed from their containers, unfolded and conditioned in air at $(20 \pm 10) ^\circ\text{C}$, at a relative humidity of $(60 \pm 10) \%$ for 48 h before testing.</p> <p>After this period of time, the fire blankets shall be refolded in accordance with manufacturer instruction and returned to their containers.</p> <p>It shall not be exposed to a different atmosphere for more than 10 min before the start of the fire test.</p> <p>A.5 The fire blankets in their containers shall be stored in air at $(20 \pm 10) ^\circ\text{C}$, at a relative humidity of $(60 \pm 10) \%$ for a minimum of 24 h immediately prior to testing.</p>	Fulfill	P <input checked="" type="checkbox"/> F <input type="checkbox"/> N/A <input type="checkbox"/> N/T <input type="checkbox"/>

Prüfbericht-Nr.: 15108376 001
Test Report No.:

Absatz	EN 1869:2019	Messergebnisse - Bemerkungen	Bewertung
Clause	Anforderungen - Prüfungen / Requirements - Tests	Measuring results - Remarks	Evaluation
<p>Annex B</p>	<p>Electrical resistance test</p> <p>B.1 Principle The electrical resistance of the blanket fabric is measured between a negative electrode formed by a metal table top and positive electrode formed by a flat rectangular conducting plate.</p> <p>B.2 Apparatus</p> <p>B.2.1 Table, with metal top to be negative electrode (see C.1.3).</p> <p>B.2.2 Megaohm-meter 500 V.d.c.</p> <p>B.2.3 Flat conducting rectangular plate, 450 mm × 150 mm incorporating an insulated handle and having a total mass of (5,0 ± 0,25) kg.</p> <p>NOTE A stainless steel plate will be adequate.</p> <p>B.3 Procedure Arrange the apparatus as shown in Figure B.1. Lay the blanket flat on the table and measure its electrical resistance using the megohm-meter in accordance with the manufacturer's instructions. Move the electrode and blanket as necessary to test the whole of the blanket.</p>	<p>Fulfill</p> <p>Details see Clause 5.4</p>	<p>P <input checked="" type="checkbox"/></p> <p>F <input type="checkbox"/></p> <p>N/A <input type="checkbox"/></p> <p>N/T <input type="checkbox"/></p>

Prüfbericht-Nr.: 15108376 001		Seite 11 von 20	
Test Report No.:		Page 11 of 20	
Absatz	EN 1869:2019	Messergebnisse - Bemerkungen	Bewertung
<i>Clause</i>	<i>Anforderungen - Prüfungen / Requirements - Tests</i>	<i>Measuring results - Remarks</i>	<i>Evaluation</i>

Annex C	<p>Cooking oil fire performance test</p> <p>WARNING — Attention is drawn to the necessity for taking precautions to safeguard the health of personnel conducting the test against the risk of fire, spillage of the hot oil and the inhalation of smoke or toxic products of combustion.</p> <p>C.1 Materials and apparatus</p> <p>C.1.1 The fuel shall be pure rapeseed oil, with an auto ignition temperature range of between 340 °C and 380 °C.</p> <p>3(+0.2,0) of fresh oil shall be used for each test.</p> <p>C.1.2 Tray: fire test tray, constructed of mild steel sheet, (2,0 ± 0,25) mm thick, (345 ± 5) mm internal diameter (full depth) and (100 ± 5) mm depth free from residue from previous tests.</p> <p>Tray shall be mounted on a support structure. See Figures C.1 and C.2:</p> <p>C.1.3 Table, with metal top 3 mm to 5 mm thick, 0,8 m high, and 1,8 m × 1,8 m size.</p> <p>C.1.4 Tray support:</p> <ul style="list-style-type: none"> — material: equal-leg angle 25 mm × 25 mm; — dimensions: see Figure C.2. <p>C.1.5 Thermocouple: in order to monitor the oil temperature, located (10 ± 5) mm below the oil surface (before heating), but not closer than 75 mm to the fire tray walls.</p> <p>C.2 Procedure</p> <p>C.2.1 Place the test tray centrally on the tray support stand, which shall itself be placed on the table equidistant from two opposite sides, and so that the distance from one of the other sides to the far edge of the tray is (650 ± 5) mm. See Figures C.3 and C.4.</p> <p>C.2.2 The fire performance test shall be conducted in a room free from draughts, and with sufficient ventilation to allow the fire to develop freely and to remove products of combustion. The test chamber house shall have a minimum internal height of 8 m, a minimum length of 6 m and a minimum breadth of 6 m.</p> <p>The ambient temperature shall be 0 °C to 30 °C.</p> <p>The maximum air speed before ignition shall not exceed 0,2 m/s measured around the tray at same height for horizontal airspeed and at a height of 1 m above the tray. The measurement shall be taken before the burner is ignited. During the test and for 3 min after the test no characteristics of ventilation or airflow are allowed to change.</p> <p>C.2.3 Place the oil in the tray and, using a gas burner centrally positioned under the tray, heat the oil so that its temperature rises, measured centrally.</p> <p>Temperature increase shall first be up to an average of 20 °C/min up to 300 °C, then slow down when approaching expected self-ignition temperature up to an average of 3 °C/min.</p> <p>Self-ignition shall occur within 25 min to 35 min.</p>	<p>Fulfill</p> <p>Details see Clause 6</p>	<p>P <input checked="" type="checkbox"/></p> <p>F <input type="checkbox"/></p> <p>N/A <input type="checkbox"/></p> <p>N/T <input type="checkbox"/></p>

Prüfbericht-Nr.: 15108376 001 Test Report No.:			
Absatz	EN 1869:2019	Messergebnisse - Bemerkungen	Bewertung
Clause	Anforderungen - Prüfungen / Requirements - Tests	Measuring results - Remarks	Evaluation
	<p>The oil vapours shall not be ignited directly by the heat source before auto ignition occurs naturally. Turn off the gas supply, remove the thermocouple and remove the burner from beneath the tray. Allow the fire to burn freely for 2 min after ignition. The operator (only one) shall position the fire blanket fully opened over the tray, so that the centre point of the fire blanket is close to the centre of the tray. Subsequent adjustment of the position of the blanket is allowed from any side of the table. Any lateral adjustment to the blanket shall be made within 15 s of the commencement of the application of the blanket. Other adjustments to the blanket shall be made within 60 s thereafter. C.2.4 Remove the blanket 17 min after ignition and observe whether the fire is extinguished. The fire is considered to be extinguished if there are: — no visible flames after removal of the blanket; and — no re-ignition within 3 min of removal of the blanket. Some oil shall remain in the tray at the end of the test.</p>		
Annex D	<p>Heptane fire performance test</p> <p>WARNING — Attention is drawn to the necessity for taking precautions to safeguard the health of personnel conducting the test against the risk of fire, spillage of the heptane and the inhalation of smoke or toxic products of combustion.</p> <p>D.1 Materials and apparatus</p> <p>D.1.1 Fuel</p> <p>Industrial heptane which shall have the following characteristics: — distillation curve: 84 °C to 105 °C; — difference between initial and final points of distillation: ≤ 10 °C; — aromatic content (V/V): ≤ 1 %; — density at 15 °C: 0,680 to 0,720.</p> <p>3(+0.2,0)l of heptane and 1(+0.2,0)l of water shall be used for each test.</p> <p>NOTE The height of the burning material in the tray is the same as cooking oil.</p> <p>D.1.2 Tray</p> <p>Fire test tray, constructed of mild steel sheet, (2,0 ± 0,25) mm thick, (345 ± 5) mm internal diameter (full depth) and (100 ± 5) mm depth free from residue from previous tests. Tray shall be placed directly on the table. See Figure D.1:</p> <p>D.1.3 Table</p> <p>Table with metal top 3 mm to 5 mm thick, 0,8 m high, and 1,8 m × 1,8 m size.</p> <p>D.2 Procedure</p> <p>D.2.1 Place the test tray centrally on the table equidistant from two opposite sides, and so that the distance from one of the other sides to the far edge of the tray is (650 ± 5) mm. See Figures D.2 and D.3.</p>	<p>Fulfill</p> <p>Details see Clause 6</p>	<p>P <input checked="" type="checkbox"/></p> <p>F <input type="checkbox"/></p> <p>N/A <input type="checkbox"/></p> <p>N/T <input type="checkbox"/></p>

Prüfbericht-Nr.: 15108376 001 Seite 13 von 20
Test Report No.: Page 13 of 20

Absatz	EN 1869:2019	Messergebnisse - Bemerkungen	Bewertung
<i>Clause</i>	<i>Anforderungen - Prüfungen / Requirements - Tests</i>	<i>Measuring results - Remarks</i>	<i>Evaluation</i>

	<p>D.2.2 The fire performance test shall be conducted in a room free from draughts, and with sufficient ventilation to allow the fire to develop freely and to remove products of combustion. The test chamber house shall have a minimum internal height of 8 m, a minimum length of 6 m and a minimum breadth of 6 m. The ambient temperature shall be 0 °C to 30 °C. The maximum air speed before ignition shall not exceed 0,2 m/s measured around the tray at same height for horizontal airspeed and at a height of 1 m above the tray. The measurement shall be taken before the fuel is ignited. During the test and for 3 min after the test no characteristics of ventilation or airflow are allowed to change.</p> <p>D.2.3 Place the fuel in the tray and ignite it. Allow the fire to burn freely for 2 min after ignition. The operator (only one) shall position the fire blanket fully opened over the tray, so that the centre point of the fire blanket is close to the centre of the tray. Subsequent adjustment of the position of the blanket is allowed from any side of the table. Any lateral adjustment to the blanket shall be made within 15 s of the commencement of the application of the blanket. Other adjustments to the blanket shall be made within 60 s thereafter.</p> <p>D.2.4 Remove the blanket 4 min after ignition and observe whether the fire is extinguished. The fire is considered to be extinguished if there are: — no visible flames after removal of the blanket; and — no re-ignition within 10 s of removal of the blanket. After each test, a minimum of 5 mm of fuel shall remain.</p>		
--	--	--	--

Prüfbericht-Nr.: 15108376 001
Test Report No.:

Seite 14 von 20
Page 14 of 20

Absatz	EN 1869:2019	Messergebnisse - Bemerkungen	Bewertung
Clause	Anforderungen - Prüfungen / Requirements - Tests	Measuring results - Remarks	Evaluation

Annex - Test Date Sheet

Table 1 Construction check

	XU-207; XU-210		Pulling force and time Clause 5.3		Package Check	
	Weight	Size	XU-207	XU-210	XU-207	XU-210
1.0 m x 1.0 m	0.46 kg	1.0 m x 1.0 m	51 N, 2 s	43 N, 2 s	Fulfill	Fulfill
1.0 m x 1.2 m	0.58 kg	1.0 m x 1.2 m	55 N, 2 s	44 N, 2 s	Fulfill	Fulfill
1.0 m x 1.4 m	0.69 kg	1.0 m x 1.4 m	54 N, 2 s	44 N, 2 s	Fulfill	Fulfill
1.1 m x 1.1 m	0.58 kg	1.1 m x 1.1 m	55 N, 2s	43 N, 3 s	Fulfill	Fulfill
1.2 m x 1.2 m	0.66 kg	1.2 m x 1.2 m	56 N, 3 s	46 N, 2 s	Fulfill	Fulfill
1.2 m x 1.6 m	0.77 kg	1.2 m x 1.6 m	55 N, 2 s	48 N, 2 s	Fulfill	Fulfill
1.2 m x 1.8 m	0.88 kg	1.2 m x 1.8 m	54 N, 3 s	48 N, 2 s	Fulfill	Fulfill
1.5 m x 1.5 m	1.02 kg	1.5 m x 1.5 m	54 N, 2 s	48 N, 2 s	Fulfill	Fulfill
1.6 m x 1.8 m	1.31 kg	1.5 m x 1.8 m	56 N, 3 s	49 N, 2 s	Fulfill	Fulfill
1.8 m x 1.8 m	1.42 kg	1.8 m x 1.8 m	53 N, 2 s	51 N, 2 s	Fulfill	Fulfill

Table 2.1 Fire performance test - 1.0 m x 1.0 m

Smallest size	1.0 m x 1.0 m		
Type	XU-207		
Fuel	3L pure rapessed oil		
Specimen No.	Orientation of test specimen		
	Side A		Side B
	#1	#2	#3
Whether fire blanket remain whole or not during the test (Yes/No)	Yes	Yes	Yes
Whether fire blanket ignite or not during the test (Yes/No)	No	No	No
Whether or not visible flames after remove of the blanket (Yes/No)	No	No	No
Whether or not re-ignition within 3 minutes of removal of blanket (Yes/No)	No	No	No
Whether or not fuel remain at the end of the test (Yes/No)	Yes	Yes	Yes
Fuel	3L Heptane and 1L water		
Specimen No.	Orientation of test specimen		
	Side A		Side B
	#1	#2	#3
Whether fire blanket remain whole or not during the test (Yes/No)	Yes	Yes	Yes
Whether fire blanket ignite or not during the test (Yes/No)	No	No	No
Whether or not visible flames after remove of the blanket (Yes/No)	No	No	No
Whether or not re-ignition within 3 minutes of removal of blanket (Yes/No)	No	No	No
Whether or not fuel remain at the end of the test (Yes/No)	Yes	Yes	Yes

Prüfbericht-Nr.: 15108376 001
Test Report No.:

Seite 15 von 20
Page 15 of 20

Absatz	EN 1869:2019	Messergebnisse - Bemerkungen	Bewertung
Clause	Anforderungen - Prüfungen / Requirements - Tests	Measuring results - Remarks	Evaluation

Annex - Test Date Sheet

Table 2.2 Fire performance test - 1.8 m x 1.8 m


Smallest size	1.8 m x 1.8 m		
Type	XU-210		
Fuel	3L pure rapessed oil		
Specimen No.	Orientation of test specimen		
	Side A		Side B
	#1	#2	#3
Whether fire blanket remain whole or not during the test (Yes/No)	Yes	Yes	Yes
Whether fire blanket ignite or not during the test (Yes/No)	No	No	No
Whether or not visible flames after remove of the blanket (Yes/No)	No	No	No
Whether or not re-ignition within 3 minutes of removal of blanket (Yes/No)	No	No	No
Whether or not fuel remain at the end of the test (Yes/No)	Yes	Yes	Yes
Fuel	3L Heptane and 1L water		
Specimen No.	Orientation of test specimen		
	Side A		Side B
	#1	#2	#3
Whether fire blanket remain whole or not during the test (Yes/No)	Yes	Yes	Yes
Whether fire blanket ignite or not during the test (Yes/No)	No	No	No
Whether or not visible flames after remove of the blanket (Yes/No)	No	No	No
Whether or not re-ignition within 3 minutes of removal of blanket (Yes/No)	No	No	No
Whether or not fuel remain at the end of the test (Yes/No)	Yes	Yes	Yes

Prüfbericht-Nr.: 15108376 001
Test Report No.:

Seite 16 von 20
Page 16 of 20

Absatz	EN 1869:2019	Messergebnisse - Bemerkungen	Bewertung
Clause	Anforderungen - Prüfungen / Requirements - Tests	Measuring results - Remarks	Evaluation

Photo Appendix – Reference sample




Prüfbericht-Nr.: 15108376 001
Test Report No.:

Seite 17 von 20
Page 17 of 20

Absatz	EN 1869:2019	Messergebnisse - Bemerkungen	Bewertung
Clause	Anforderungen - Prüfungen / Requirements - Tests	Measuring results - Remarks	Evaluation

Photo Appendix – Reference sample




Prüfbericht-Nr.: 15108376 001
Test Report No.:

Seite 18 von 20
Page 18 of 20

Absatz	EN 1869:2019	Messergebnisse - Bemerkungen	Bewertung
Clause	Anforderungen - Prüfungen / Requirements - Tests	Measuring results - Remarks	Evaluation

Photo Appendix – Reference sample




Prüfbericht-Nr.: 15108376 001
Test Report No.:

Seite 19 von 20
Page 19 of 20

Absatz	EN 1869:2019	Messergebnisse - Bemerkungen	Bewertung
Clause	Anforderungen - Prüfungen / Requirements - Tests	Measuring results - Remarks	Evaluation

Photo Appendix – Reference sample




Prüfbericht-Nr.: 15108376 001
Test Report No.:

Seite 20 von 20
Page 20 of 20

Absatz	EN 1869:2019	Messergebnisse - Bemerkungen	Bewertung
Clause	Anforderungen - Prüfungen / Requirements - Tests	Measuring results - Remarks	Evaluation

Photo Appendix – Reference sample



----- End of Report -----